




  
MANUAL  
OPERATION

## FOREST CS<sup>®</sup>/CL/CM TRACK SYSTEMS

FOREST CS Contract System Track  
FOREST CL Cam Lock Track  
FOREST CM Ceiling Mount Track



WHERE DESIGN BECOMES REALITY

# FOREST CS®/CL/CM



Scan for more information  
on FOREST Track Systems



25  
White




59  
Black



65  
Brown



90  
Silver



25  
White



25  
White

## CS® CONTRACT SYSTEM CL CAM LOCK TRACK CM CEILING MOUNT TRACK

- Heavy duty aluminum extrusion, white, powder coated, and lubricated with a patented process.
- Maximum weight is 6 lbs/ft.
- CS track can be bent and curved. An exact size template is required.
- Hand or baton draw, one or two way.
- Stackback: Ripplefold - 6" per width, pinchpleat - 7" per width, cubicle - 5" per width.

### ASSEMBLED SYSTEM

Includes track, masters, pinchpleat or ripplefold carriers, brackets, and 36" white fiberglass baton. See all batons at the end of brochure.

### BATON OPTIONS

Fiberglass batons in 36", 48", 60" and 72" lengths and these colors. See all batons at the end of brochure.



White



Satin  
Brass



Black



Brown  
48" only



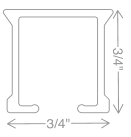

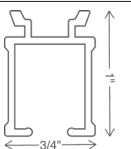
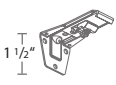
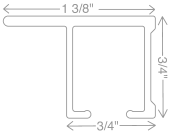
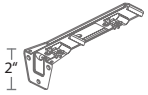
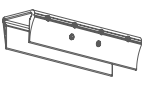
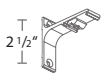

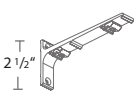









Bronze



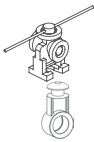





Silver





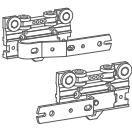
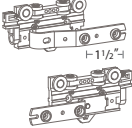
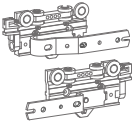


# FOREST CS®/CL/CM

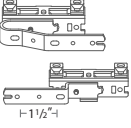
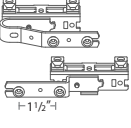

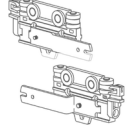
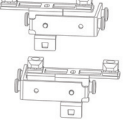
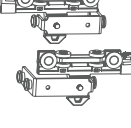
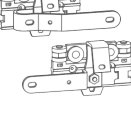
CS	CL	CM	COMPONENT	CS	CL	CM	COMPONENT
•			CS Contract System Track <b>51012-25</b> white 12' <b>51014-25</b> white 14' <b>51016-25</b> white 16' <b>51020-25</b> white 20'  <b>51016-59</b> black 16' <b>51020-59</b> black 20' <b>51016-65</b> brown 16' <b>51016-90</b> silver 16' 	•			<b>3901-25</b> <b>59</b> black, <b>65</b> brown, <b>90</b> silver Ceiling Splice/Bracket 
	•		CL Cam Lock Track <b>51512-25</b> white 12' <b>51514-25</b> white 14' <b>51516-25</b> white 16' <b>51519-25</b> white 19' 	•			<b>53202-25</b> <b>59</b> black, <b>65</b> brown, <b>90</b> silver 3" Smart Klick Wall Bracket w/ wide base, adjusts 3-4.5" 
		•	CM Ceiling Mount Track <b>51212-25</b> white 12' <b>51214-25</b> white 14' <b>51216-25</b> white 16' Holes every 16" 	•			<b>53206-25</b> <b>59</b> black, <b>65</b> brown, <b>90</b> silver 6" Smart Klick Double Wall Bracket w/ wide base adjusts 2.5"-4" & 6"-7.5" 
•			<b>3906-25</b> <b>59</b> black, <b>65</b> brown, <b>90</b> silver Track Connector 	•			<b>3280-25</b> <b>59</b> black, <b>65</b> brown, <b>90</b> silver 3" Wall Bracket, heavy duty projection 2 1/2" 
•	•	•	<b>52304-25</b> <b>59</b> black, <b>65</b> brown, <b>90</b> silver End Cap - Short For one way draws 	•			<b>3281-25</b> <b>59</b> black, <b>65</b> brown 6" Double Wall Bracket, heavy duty projection 1 1/2", 5 1/2" 
•	•	•	<b>52301-25</b> <b>59</b> black, <b>65</b> brown, <b>90</b> silver End Cap w/ Economy Slide Add 2004-25 w/ Ripplefold 	•			<b>32801-25</b> <b>59</b> black, <b>90</b> silver Wall Bracket Cover use with 3280 & 3281 
•	•	•	<b>52302-25</b> Right Return <b>52303-25</b> Left Return End Cap w/ Return Plate, Snap for pinch pleat or Ripplefold 	•			<b>53502-25</b> 3" Wall Bracket adjusts 3" - 4 1/2" w/ metal cam lock 
•			<b>3001-25</b> <b>59</b> black, <b>65</b> brown, <b>90</b> silver Regular Duty Ceiling Bracket 	•			<b>53506-25</b> 6" Double Wall Bracket adjusts 2 1/2"-4" & 6"-7 1/2" w/ metal cam lock 
•			<b>3003-25</b> <b>59</b> black, <b>65</b> brown, <b>90</b> silver Heavy Duty Ceiling Bracket w/ Smart Klick 	•			<b>53507-25</b> Ceiling Bracket w/ metal cam lock 
•			<b>30031-25</b> <b>59</b> black, <b>65</b> brown, <b>90</b> silver Ceiling Bracket Cover use with 3003-XX 				

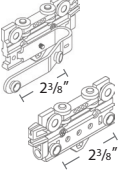






# FOREST CS®/CL/CM

CS	CL	CM	COMPONENT
•	•	•	 <p>Wheeled Connected Snap Carrier in plastic sleeve  <b>2107-25, 59</b> black  60% fullness, 2 5/8" OC  <b>2106-25, 59</b> black, <b>90</b> silver  80% fullness, 2 3/8" OC  <b>2105-25, 24</b> gold, <b>59</b> black, <b>65</b> brown, <b>90</b> silver  100% fullness, 2 1/8" OC  <b>2108-25, 59</b> black  120% fullness, 1 7/8" OC</p>
•	•	•	 <p>Wheeled Connected Snap Carrier on plastic strip  <b>2207-25</b>  60% fullness, 2 5/8" OC  <b>2206-25, 59, 65, 90</b>  80% fullness, 2 3/8" OC  <b>2205-25</b>  100% fullness, 2 1/8" OC  <b>2208-25</b>  120% fullness, 1 7/8" OC</p>
•	•	•	 <p><b>2004-25</b>  <b>59</b> black  Snap Carrier for accordiafold</p>
•	•	•	 <p><b>52002-25</b>  <b>24</b> gold, <b>59</b> black, <b>65</b> brown, <b>90</b> silver  Slim Line Ball Bearing Carrier</p>
•	•	•	 <p><b>52008-25</b>  <b>59</b> black, <b>65</b> brown  Slim Line Klick Carrier  draperies hang to conceal track</p>
•	•	•	 <p><b>52108-25</b>  <b>59</b> black  Stop Carrier  prevents slide back</p>

CS	CL	CM	COMPONENT
•	•	•	 <p><b>52003-25</b>  <b>65</b> brown  Economy Slide</p>
•	•	•	 <p><b>52100-25, 24</b> gold, <b>59</b> black, <b>65</b> brown, <b>90</b> silver  Ball Bearing Carrier w/ Stainless Hook  slim line - use w/ grommets</p>
•	•	•	 <p><b>52005-25</b>  Button Slide Carrier</p>
•	•	•	 <p><b>52105-25</b>  Button Slide Carrier w/ Hook</p>
•	•	•	 <p><b>52502-25</b> Overlap R  <b>52504-25</b> Underlap L  <b>59</b> black  Standard Multi-Functional Master  Use stiffener w/ exposed baton  or hooks w/ hidden baton</p>
•	•	•	 <p><b>52502-25A</b> Overlap R  <b>52504-25A</b> Underlap L  <b>59A</b> black  Standard Multi-Functional  Master w/ snaps and baton adaptor</p>
•	•	•	 <p><b>52502-25B</b> Overlap R  <b>52504-25B</b> Underlap L  Standard Multi-Functional  w/ baton adaptor for stiffener</p>

# FOREST CS®/CL/CM

CS	CL	CM	COMPONENT
•	•	•	 <p><b>52508-25</b> Overlap R  <b>52509-25</b> Underlap L  <b>59</b> black, <b>65</b> brown            Swivel Foot Multi-Functional Master            for bends and curves</p>
•	•	•	 <p><b>52508-25A</b> Overlap R  <b>52509-25A</b> Underlap L  <b>59</b> black, <b>65</b> brown            Swivel Foot Multi-Functional Master            w/ snaps</p>
•	•	•	 <p><b>52501-25</b> Overlap R  <b>52503-25</b> Underlap L            Stiffener Master</p>
•	•	•	 <p><b>52401-25</b> Overlap R  <b>52403-25</b> Underlap L            Stiffener Master w/ snaps and adaptor</p>
•	•	•	 <p><b>52410-25</b> Butt R  <b>52409-25</b> Butt L  <b>59</b> black            Standard Butt Master w/ snaps            and for baton use</p>
•	•	•	 <p><b>52411-25A</b> Butt R  <b>52412-25A</b> Butt L  <b>24A</b> gold, <b>59A</b> black,  <b>65A</b> brown, <b>90A</b> silver            Wheeled Butt Master w/snap adaptor            Designed for hidden baton</p>
•	•	•	 <p><b>52514-25</b> Overhead R  <b>52515-25</b> Underhead L            Over the Top Baton Master            Designed for exposed baton</p>

CS	CL	CM	COMPONENT
•	•	•	 <p><b>52601-25A</b> Overlap R  <b>52603-25A</b> Underlap L            Extended Spacing Master            w/ snaps and adaptor</p>
•	•	•	 <p><b>2552-25</b>            6" Extension Arm for master            Use w/ two one-way draws</p>
•	•	•	 <p><b>2551-25</b>            Small Extension Arm</p>
•	•	•	 <p><b>2305-25</b>  <b>59</b> black, <b>65</b> brown, <b>90</b> silver            Twist On End Stop</p>
•	•	•	 <p><b>2308-25</b>            Return Plate            reversible, 2 1/2" return</p>
•	•	•	 <p><b>52307-90</b>            End Lock</p>
•	•	•	 <p><b>54110-25</b>            36" Fiberglass Baton w/ snap</p>

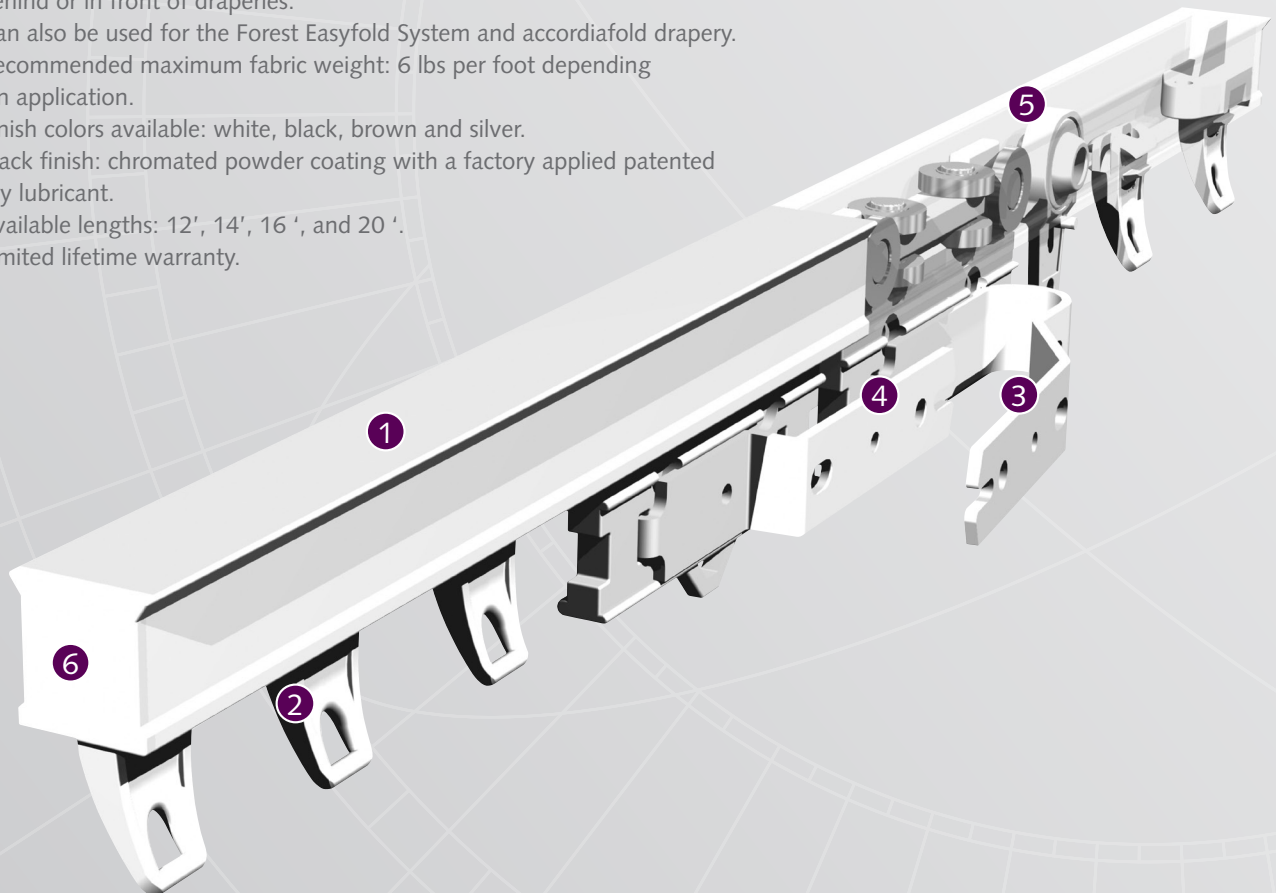
# FOREST CS® SPECIFICATIONS



## PRODUCT INFORMATION

- Heavy duty hand drawn system for medium and heavy draperies.
- Bendable; CS track can be curved and reversed curved using an 8" radius or continuous curve.
- Heavy duty clickable carriers - 10 carriers on a breakaway strip - UV protected. Can also be used with ball bearing carriers.
- Ideal for use with overlap masters and batons which can be mounted behind or in front of draperies.
- Can also be used for the Forest Easyfold System and accordiafold drapery.
- Recommended maximum fabric weight: 6 lbs per foot depending on application.
- Finish colors available: white, black, brown and silver.
- Track finish: chromated powder coating with a factory applied patented dry lubricant.
- Available lengths: 12', 14', 16', and 20'.
- Limited lifetime warranty.

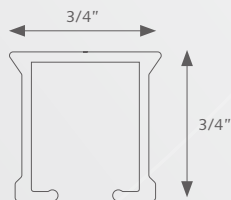
- 1 CS Track
- 2 Carrier
- 3 Master Carrier R/L Overlap
- 4 Master Carrier R/L Underlap
- 5 Carrier
- 6 Endcap with Screw





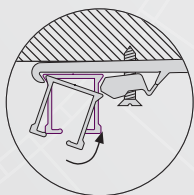
## PROFILE

- Weight: 2.53 ounce per ft.
- Aluminum Extrusion
- Dimensions: 3/4" x 3/4"



## FOR USE IN

Hotels, offices, schools, healthcare facilities, residences or at any location where a heavy duty hand drawn system is required.



Easy installation  
click - position - tighten



clickable carrier

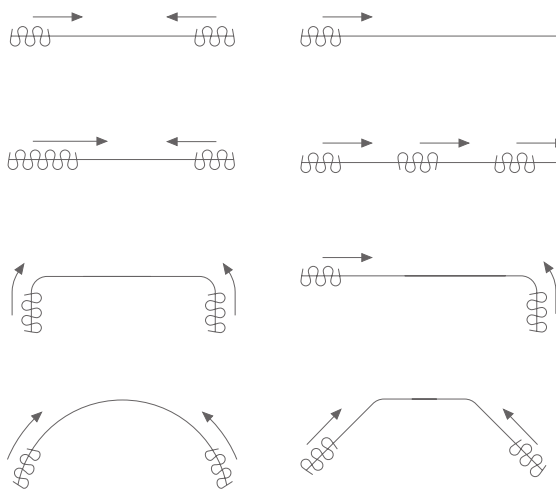
1"

## BENDING / CURVING

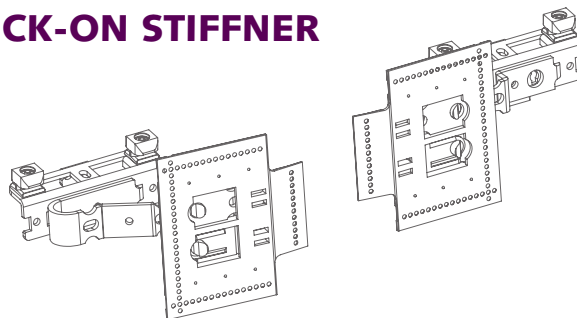
The track can be curved and reversed curved using a 6" or 8" radius. Continuous curving is also possible with the electrical bending tool. Actual size template is required.



## APPLICATIONS



## CLICK-ON STIFFNER



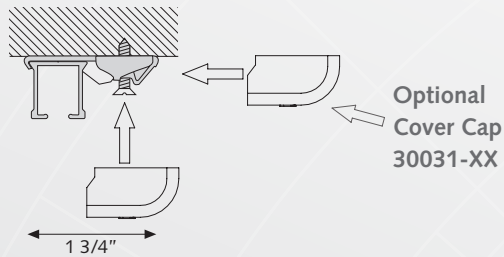


# FOREST CS® SPECIFICATIONS

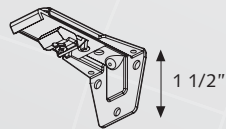
## MOUNTING BRACKETS

Brackets need to be placed every 24".

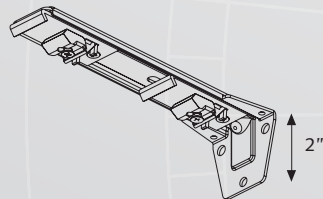
### Heavy Duty Ceiling Bracket with Smart Klick 3003-XX



### 3" Smart Klick Wall Bracket 53202-XX



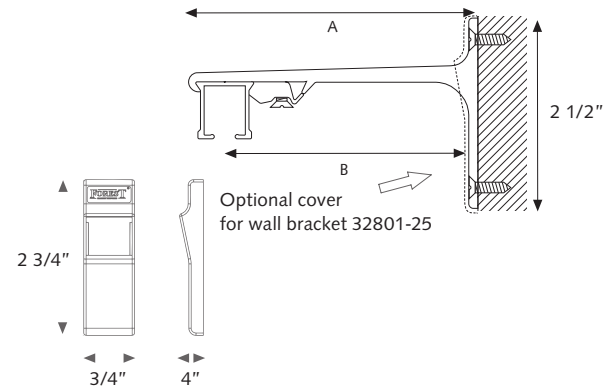
### 6" Smart Klick Double Wall Bracket 53206-XX



### 3" Wall Bracket for Wood Poles 3280-XX

A) 3" B) 2 1/2"

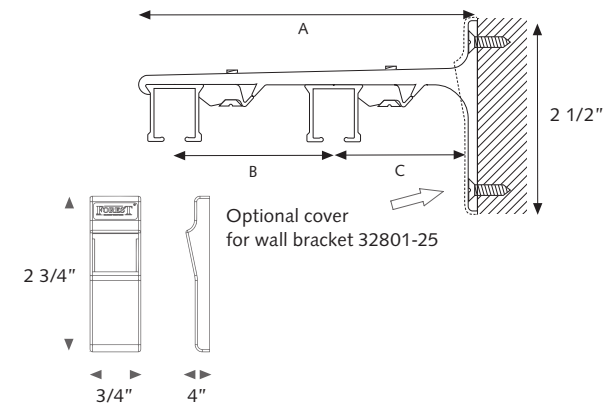
A) 5" B) 4 1/2"



### 6" Double Wall Bracket for Wood Poles 3281-XX

A) 6" B) 3 5/8" C) 1 3/4"

A) 8" B) 3 5/8" C) 3 3/4"



### 10" Triple Wall Bracket for Wood Poles 3284-25

A) 10"

